


DL-9200H

10" Vertical Flat Frame-in-kit For HID Lamps

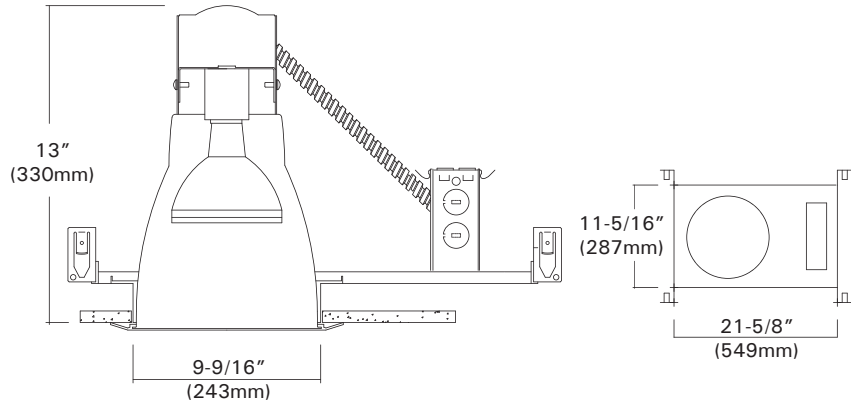
Catalog #		Type
Project		Date
Prepared by		

METAL HALIDE



DESCRIPTION

10" aperture flat frame-in kits for vertical PAR, ED, B type metal halide lamps. These are designed for use in non-insulated ceiling for natural colored general light on floor and task light with even light beam. Offering a wide choice of trim types including reflector, lensed and wall wash trims.



Ceiling Cut-out : 9-3/4"

Lamp, Max, Watt. / Ballast : 175W ED17, PAR38, B or
250W ED28 (Mog)

DESIGN FEATURES

• Housing Kit

- C-UL listed, NON-IC, thermally protected housing for vertical PAR, ED, B type metal halide lamps.
- 1-5/8" deep collar may use for various thickness of ceiling.

• Junction Box

- Listed for through branch circuit wiring. (Max. 8 No 12 AWG 90°C branch circuit conductors. (4 in, 4 out)
- (5) 1/2" knockouts with true pry-out slots and (4) knockouts with Romex cable clamp.
- Ground wire provided on J-box.

• Reflector

- Anodized clear, haze, gold, champagne, pewter color finished full reflectors. And anodized reflectors with black or white milled groove baffle collar.

• Bar Hangers

- 24" Bar Hangers provide stability and support on joists and T-Bar Grid ceilings.
- Housing can be positioned at any point within 24" joist span.
- Score lines allow "toolless" shortening for 12" joists. Bar hangers may be repositioned 90 degrees.
- Integral T-bar clips snaps onto T-bars and no additional clips are required.

• Socket

- Medium base porcelain socket 4KV pulse rated with nickel plated screw shell.

• Socket Cup

- Heat sink aluminum cup with vertically adjustable lampholder is used to control multiple beam spreads.

• Ballast

- Electronic ballast for 120 and 277 volts, 50/60Hz operation high power factor, class A sound rated.
- Provided special brackets to hold F-can magnetic ballast on the frame. (-M)

• Thermal Protector

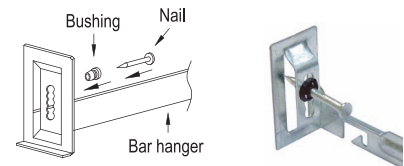
- Self resetting thermal detector on J-box deactivates fixture if overheating occurs due to improper lamping or mis-applied insulation.
- Install varied detectors according to input voltages.

* Listing

- UL, c-UL listed for damp location.
- UL, c-UL listed for feed through.

• Just-A-Nail

Adjustable nail hanger bar for easy alignment.



JUST-A-NAIL

- Pre-installed nail bars with vertical slots are used to evenly align the bars horizontally after nailing halfway into wood joists.

* Optional "Mounting Channel Bracket"

- Commercial mounting kit provided up to 5" vertical adjustment, which accommodates 1/2" EMT conduit, optional HBC-24 bar hanger or lathing channels for T-bar grid or concealed spline ceiling.

Ordering Information

Housing	Ballast	Lamp(s) Watt.	Voltage	Option
DL-9200H	E : Electronic Metal Halide HID Ballast M : F-Can Magnetic Metal Halide HID Ballast	39 : 39W 150 : 150W 50 : 50W 175 : 175W 70 : 70W 250 : 250W 100 : 100W	-Blank : 120V -27 : 277V	-MOG : Mogul Base for 250W Lamp -CB : Multiple Channel Bracket

Example : DL-9200H-E175-CB

Trims

10" Vertical Metal Halide Trims For

DL-9200H, DL-1920H, DL-1920RH

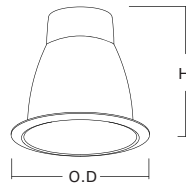
Catalog #		Type
Project		Date
Prepared by		

METAL HALIDE

TM-199R-H TM-199RF-H Specular Open Reflector 175W ED17, PAR38MH 250W ED28 (Mog)

White Metal Trim Ring
O.D : 11-1/4"
Height : 9-1/2"

*Symbol (RF) is for Self-flange



TM-199R-H-HC

TM-199R-H-GD

TM-199RF-H-HC

TM-190B-H

Baffle w/ Reflector
175W ED17, PAR38MH
250W ED28 (Mog)

White Metal Trim Ring
O.D : 11-1/4"
Height : 9-1/2"



TM-190B-H-WH

TM-190B-H-BK

TM-198-H

Reflector w/ Frosted Drop Lens
175W ED17, PAR38MH
250W ED28 (Mog)

White Metal Trim Ring
O.D : 11-1/4"
Height : 9-1/2"



TM-198-H-HC

TM-196B-H

Baffle w/ Frosted Lens
175W ED17, PAR38MH
250W ED28 (Mog)

White Metal Trim Ring
O.D : 11-1/4"
Height : 9-1/2"




TM-196B-H-WH

TM-196B-H-BK

TM-198S-H

Reflector w/ Frosted 3.5" Center
Hole Lens
175W ED17, PAR38MH
250W ED28 (Mog)

White Metal Trim Ring
O.D : 11-1/4"
Height : 9-1/2"




TM-198S-H-HC

TM-196R-H

Reflector w/ Frosted Lens
175W ED17, PAR38MH
250W ED28 (Mog)

White Metal Trim Ring
O.D : 11-1/4"
Height : 9-1/2"



TM-196R-H-CL

◆ White metal ring standard.

◆ All trims are damp location, Lens trims are wet location listed.

ORDERING INFORMATION

Choose the catalog / finish codes that best suit your needs and enter it on the appropriate line.

TRIM MODEL	REFLECTOR	LENS	BAFFLE	METAL RING
	CL :Clear	AS :All Sanded	WH :White	WH :White
	WH :White	CL :Clear	BK :Black	BK :Black
	GD :Gold	CS :Center Part Sanded	SN :Satin Nickel	SN :Satin Nickel
	MA :Matte Platinum		AN :Antique Nickel	AN :Antique Nickel
	CP :Champagne		AC :Antique Copper	AC :Antique Copper
	PR :Pewter		MO :Mocha	MO :Mocha
	HC :Haze Clear		CA :Cappuccino	CA :Cappuccino
			CH :Chrome	CH :Chrome
			UN :Natural Steel	UN :Natural Steel
			PB :Polished Brass	PB :Polished Brass

Examples:

TM-199R-H-HC-WH = Haze Clear Reflector

TM-190B-H-BK-WH = Black Baffle w/Clear Reflector